

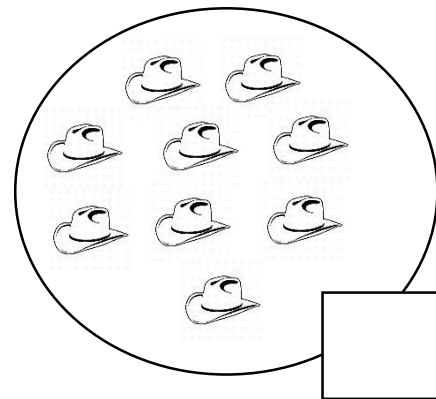



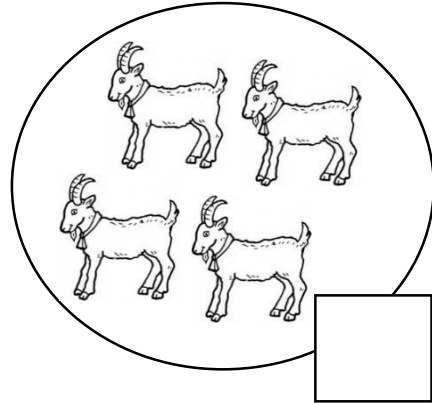

MATEMATIKA 30. 3. – 3. 4. 2020

Prirodzené čísla od 0- 20

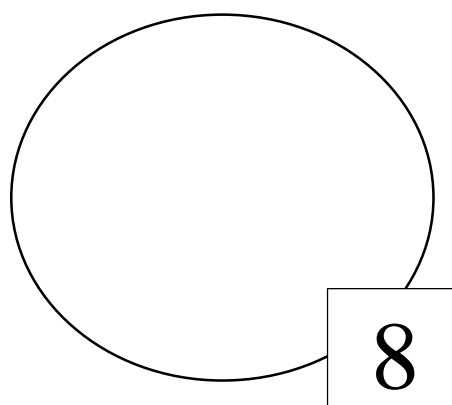
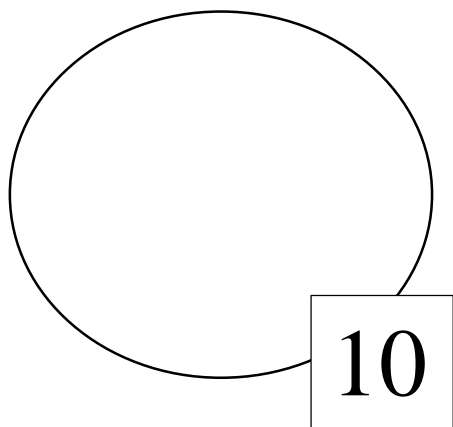
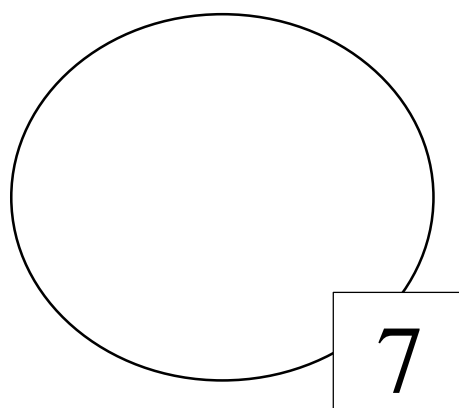
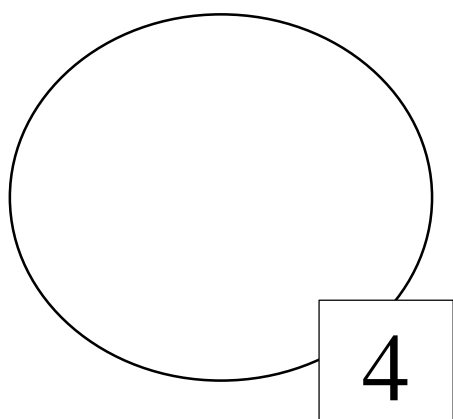
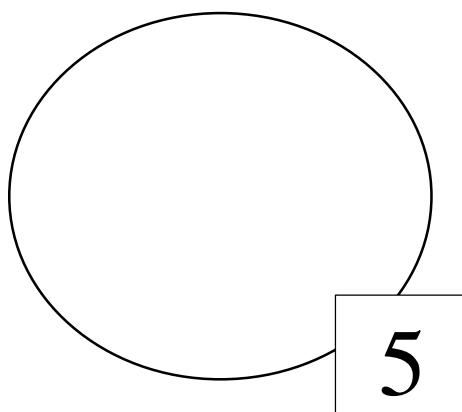
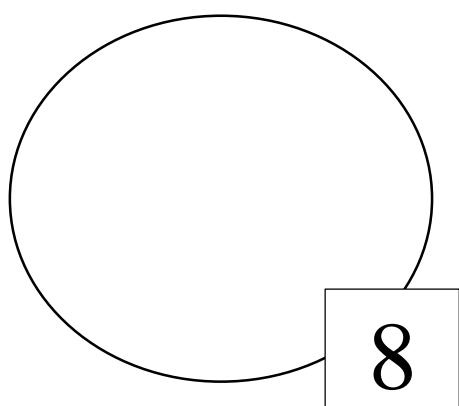


1. Počítaj do 20. Pomôž si prstami. Pomôže ti aj číselný rad v tabuľke hore.




2. Predmety spočítaj a doplň správne číslo.



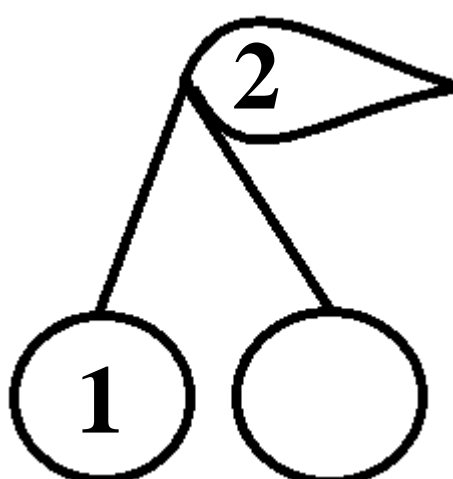
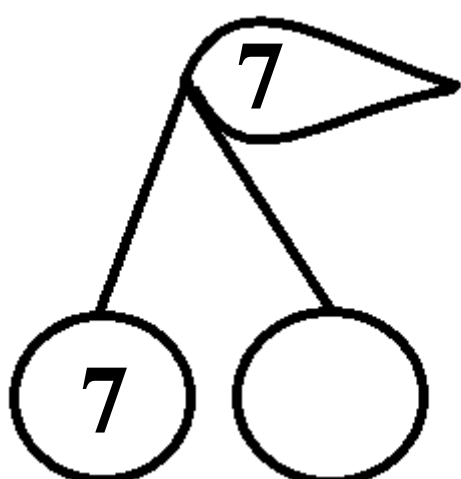
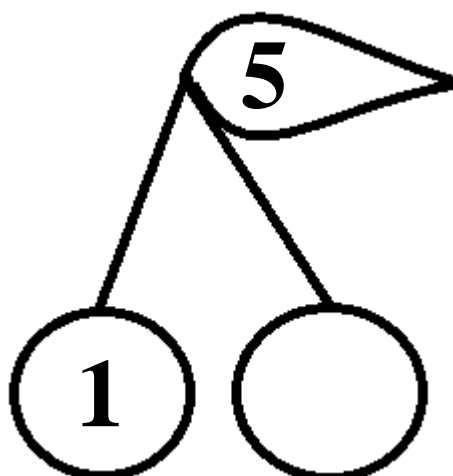
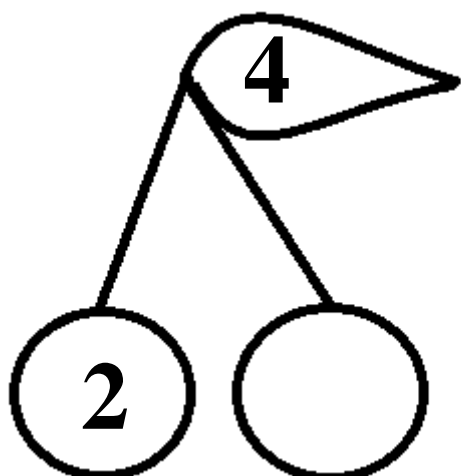
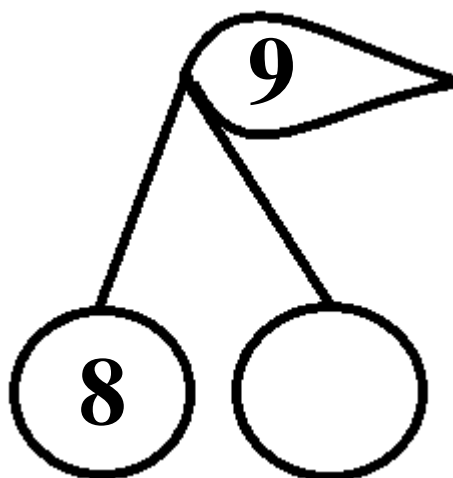
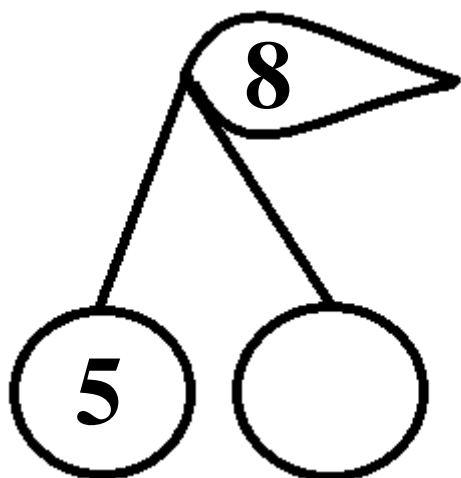
3. Nakresli guľičky podľa čísla.





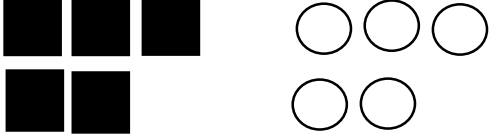
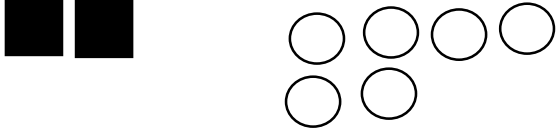

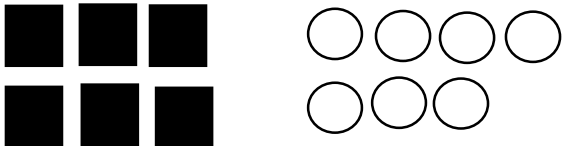

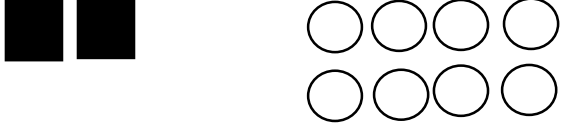

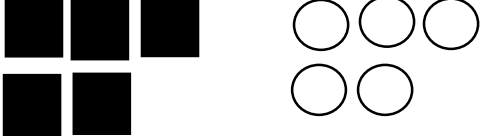


4. Dopln číselný rad v riadku.

	<b>0</b>	<b>1</b>	<b>2</b>		<b>4</b>	<b>5</b>	<b>6</b>		<b>8</b>	<b>9</b>	
	<b>0</b>		<b>2</b>	<b>3</b>		<b>5</b>	<b>6</b>		<b>8</b>		<b>10</b>
	<b>0</b>	<b>1</b>	<b>2</b>		<b>4</b>		<b>6</b>	<b>7</b>		<b>9</b>	

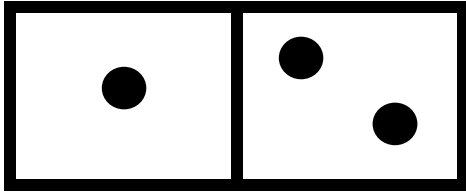
5. Rozlož číslo. Spomeň si! - Mám cukriky a chcem sa podeliť tak, že niekoľko dám spolužiakovi Damiánovi a niekoľko ti ostane a to zapíšeš do druhej čerešničky.



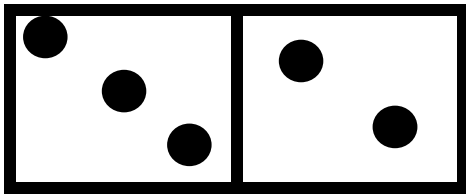
6. Zapíš a porovnaj < > =.

 <u>3</u> > <u>2</u>	 <u>    </u> <input type="text"/> <u>    </u>
 <u>    </u> <input type="text"/> <u>    </u>	 <u>    </u> <input type="text"/> <u>    </u>
 <u>    </u> <input type="text"/> <u>    </u>	 <u>    </u> <input type="text"/> <u>    </u>
 <u>    </u> <input type="text"/> <u>    </u>	 <u>    </u> <input type="text"/> <u>    </u>
 <u>    </u> <input type="text"/> <u>    </u>	 <u>    </u> <input type="text"/> <u>    </u>
 <u>    </u> <input type="text"/> <u>    </u>	 <u>    </u> <input type="text"/> <u>    </u>

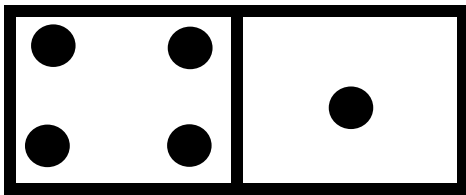
7.Sčítaj guľičky na dominových kockách. Znamienko plus + znamená, že pridávame, spomínaš si? Koľko ich je všetkých spolu?




$$1 + 2 = \underline{\quad}$$



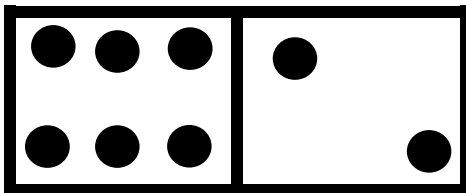
$$3 + 2 = \underline{\quad}$$



$$4 + 1 = \underline{\quad}$$

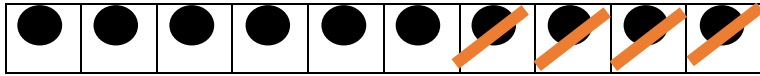


$$5 + 3 = \underline{\quad}$$

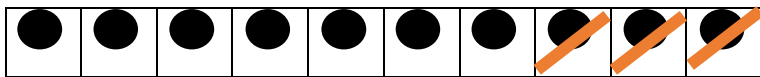


$$5 + 3 = \underline{\quad}$$

8. Odčítaj. Znamienko – znamená, že odoberáme. Preškrtnuté guľičky odoberáme. Koľko guľičiek ostalo?



$$10 - 4 = \underline{\quad}$$



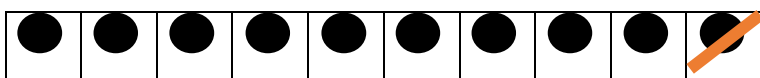
$$10 - 3 = \underline{\quad}$$



$$10 - 6 = \underline{\quad}$$



$$10 - 9 = \underline{\quad}$$



$$10 - 1 = \underline{\quad}$$



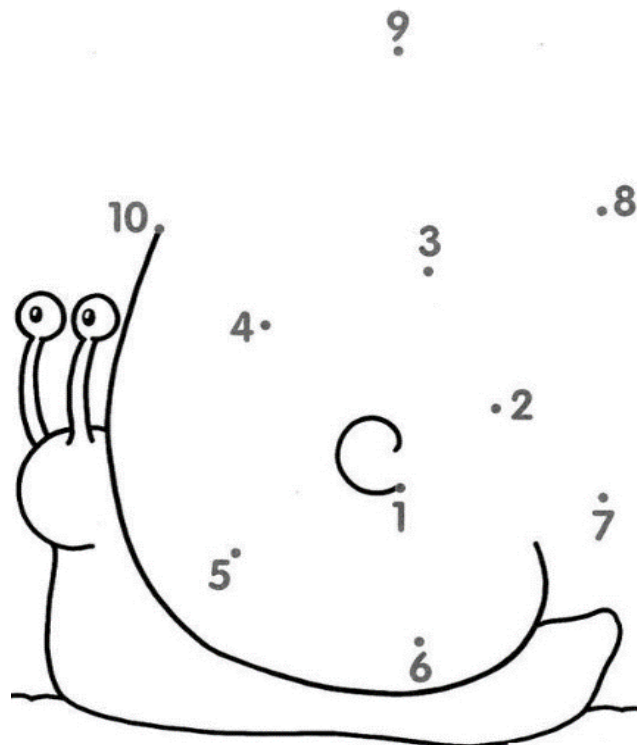
$$10 - 8 = \underline{\quad}$$

9. Usporiadaj čísla od najmenšieho po najväčšie. Pomôž si číselnou osobou, ktorú najskôr doplň. Pomôže ti aj počítanie na prstoch.



2	9	5	4	2	4	5	9
6	8	3	1	1	3	6	8
10	2	5	8				
9	6	2	1				
4	9	6	2				
8	3	5	4				

10. Spoj bodky od najmenšieho čísla po najväčšie. Hovor si nahlas číselný rad.



11. Vypočítaj a vyfarbi.

