



0	1	2	3	4	5	6	7	8	9	10	11	12	13	14	15	16	17	18	19	20
---	---	---	---	---	---	---	---	---	---	----	----	----	----	----	----	----	----	----	----	----

MATEMATIKA 15. 6. – 19. 6. 2020

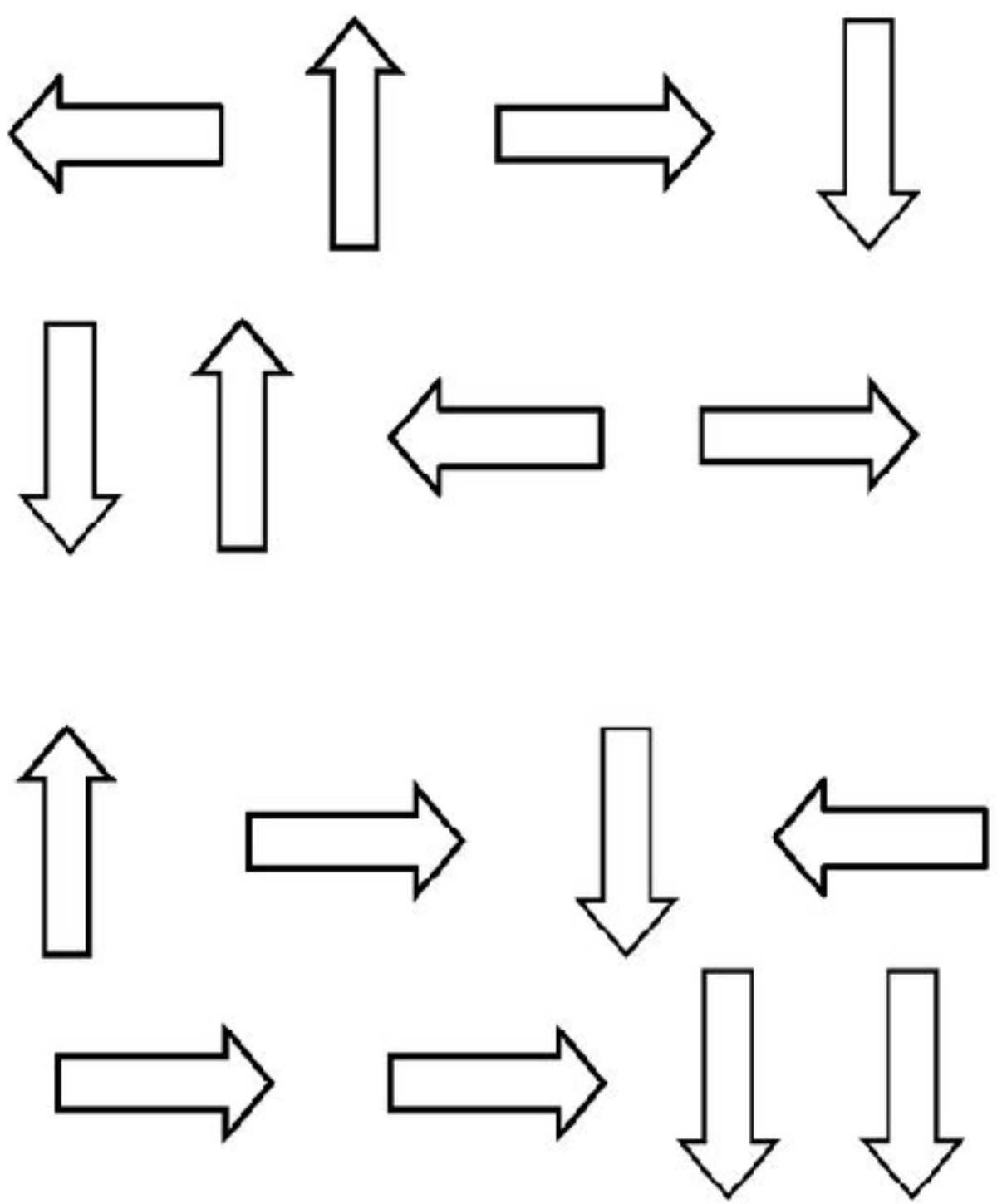
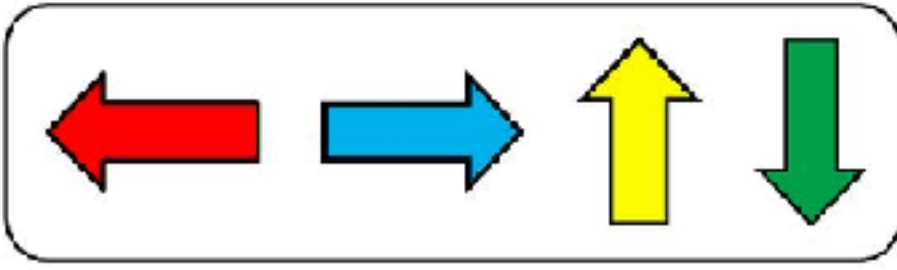


Prirodzené čísla od 0- 20











1. Zopakuj si číselný rad od 0- 20 a naopak od 20- 0.


2. Vyfarbi šípky podľa pokynov.




3. Spočítaj a zapíš počet.



4. Dokresli, aby bol daný počet.



8




6




3



7



10




5




14



11




12



13



17

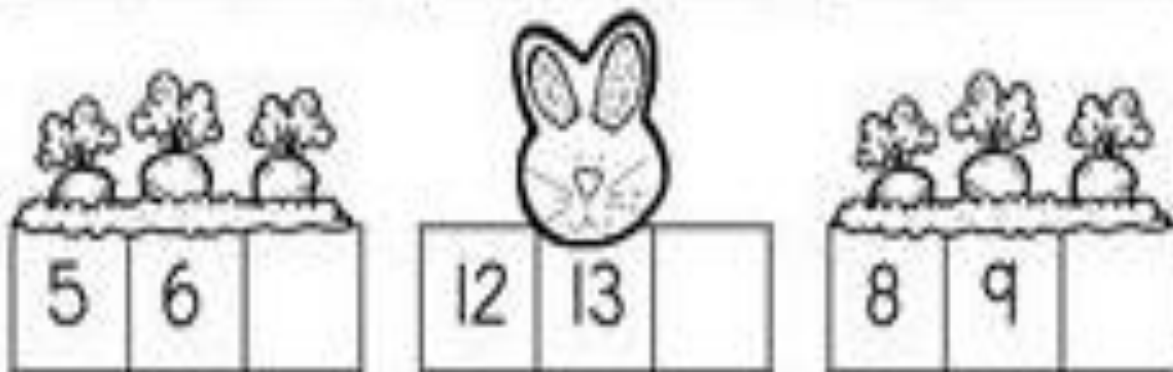



19

5. Dopln číselný rad.












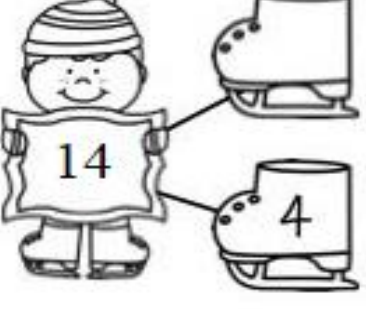





6. Dopln chýbajúce čísla do číselného radu.



7. Spoj bodky od najmenšieho čísla po najväčšie. Hovor si nahlas číselný rad. Obrázok si vyfarbi.



8. Rozlož číslo.

9. Zapiš počet a porovnaj.

The image shows five rows of counting and comparison exercises. Each row consists of two groups of objects and a ten-frame. Below the ten-frame is a two-digit number line with a red box for the tens digit and a yellow box for the ones digit.

- Row 1: 14 red apples (two rows of 7) and 4 yellow pears (one row of 4). Ten-frame: 14 dots. Number line: 14.
- Row 2: 18 red dots (two rows of 9) and 6 yellow dots (two rows of 3). Ten-frame: 18 dots. Number line: 18.
- Row 3: 10 red dots (two rows of 5) and 14 yellow dots (two rows of 7). Ten-frame: 10 dots. Number line: 10.
- Row 4: 12 red dots (two rows of 6) and 5 yellow dots (one row of 5). Ten-frame: 12 dots. Number line: 12.
- Row 5: 8 red dots (two rows of 4) and 18 yellow dots (two rows of 9). Ten-frame: 8 dots. Number line: 8.

10. Porovnaj.

2		11	17		7
10		7	13		4
8		18	19		3
13		9	17		17
9		9	12		15
13		6	5		13
11		5	4		18

11. Vypočítaj.



$10 + 9 =$

$9 + 10 =$



$19 - 9 =$

$19 - 10 =$



$7 + 10 =$

$10 + 7 =$



$17 - 10 =$

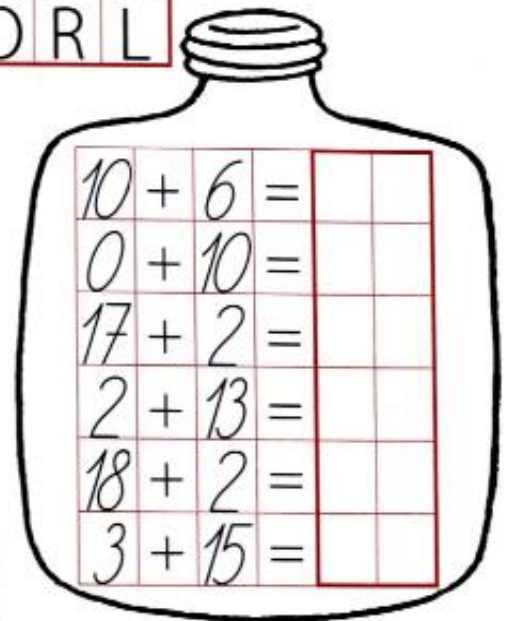
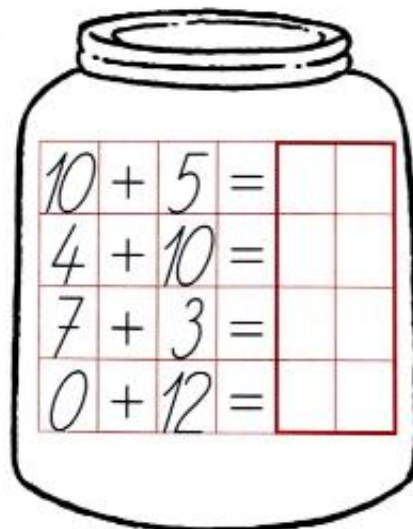
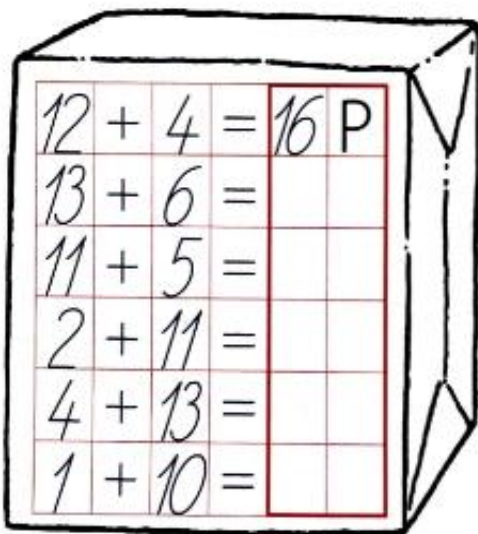
$17 - 7 =$

7	2	3
5		
7		
10		

7	2	3
5		
7		
10		

12. Vypočítaj. Písmená prirad' k výsledkom.

20	19	18	17	16	15	14	13	12	11	10
T	A	Y	E	P	S	K	I	O	R	L




13. Vypočítaj a prirad' písmená k výsledkom.


7	+	2	=		S
9	-	2	=		P
9	-	7	=		L
10	+	9	=		B
19	-	9	=		E
12	+	6	=		A
18	-	6	=		Á

9	2	10	7	12
19	18	19	18	


14. Vyfarbi podľa výsledku.




15. Dokresli, aby bol daný počet a doplň.



6	+		=	10
---	---	--	---	----




3	+		=	6
---	---	--	---	---




2	+		=	5
---	---	--	---	---



4	+		=	7
---	---	--	---	---



8	+		=	11
---	---	--	---	----



4	+		=	8
---	---	--	---	---



8	+		=	13
---	---	--	---	----



3	+		=	15
---	---	--	---	----