

0	1	2	3	4	5	6	7	8	9	10	11	12	13	14	15	16	17	18	19	20
---	---	---	---	---	---	---	---	---	---	----	----	----	----	----	----	----	----	----	----	----

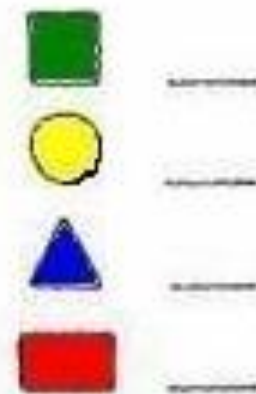
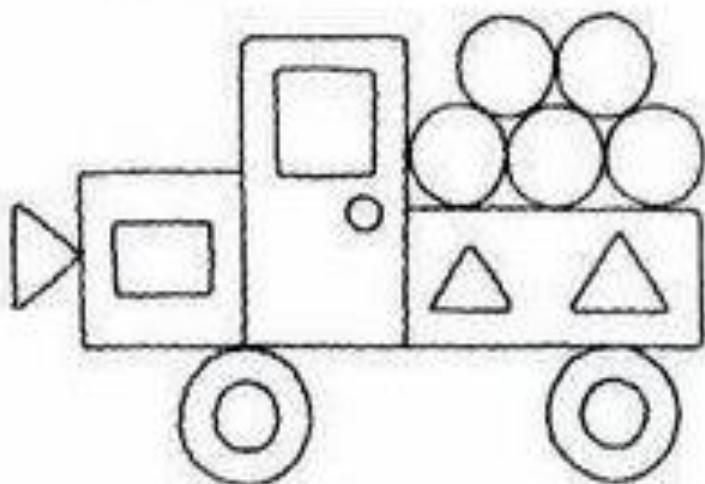


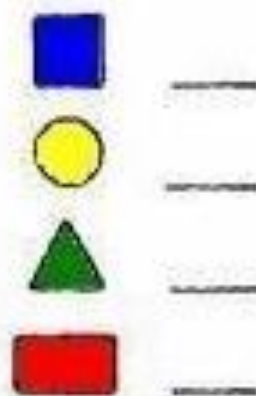
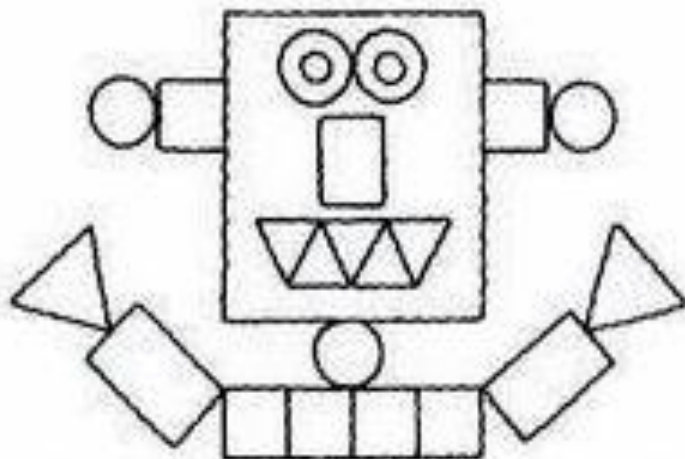
MATEMATIKA 1.6. – 5.6. 2020

Prirodzené čísla od 0- 20



1. Zopakuj si číselný rad od 0- 20 a naopak od 20- 0.

2. Vyfarbi podľa pokynov, spočítaj geometrické útvary a zapíš ich počet.




3. Nakresli podľa čísla.


15




11



13



19



4. Dokresľuj postupne po jednom. Postupne zapisuj počet dokreslených geometrických útvarov.

	●	●																	
0	1																		

	▲	▲																	
0	1																		

	■	■																	
0	1																		

	♥	♥																	
0	1																		

	●	▲	●																
0	1																		

5. Dopln chýbajúce čísla do číselného radu.

0	1					6	7	8	9	10			13						20
---	---	--	--	--	--	---	---	---	---	----	--	--	----	--	--	--	--	--	----

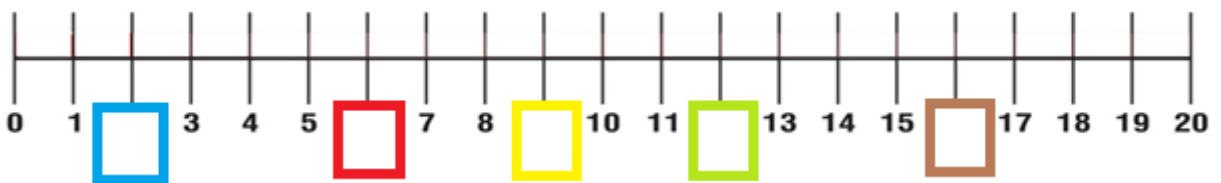
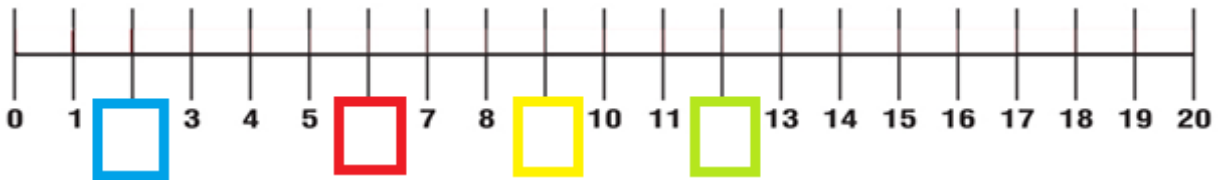
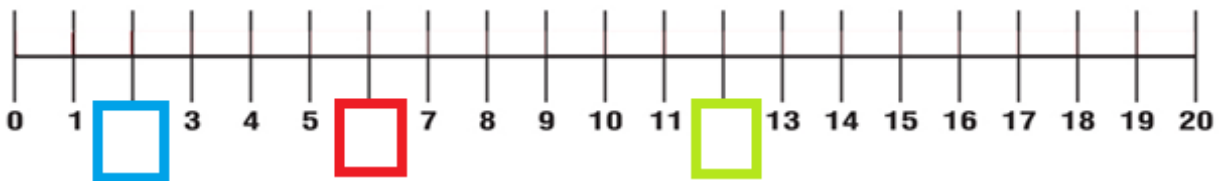
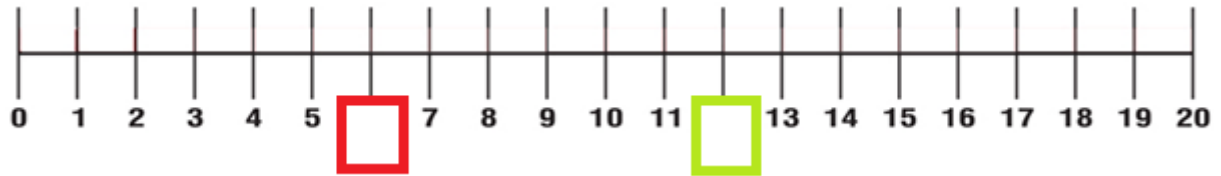
0		2			5				9	10	11				15			18	20
---	--	---	--	--	---	--	--	--	---	----	----	--	--	--	----	--	--	----	----

	1	2				6	7	8				12	13	14				18	20
--	---	---	--	--	--	---	---	---	--	--	--	----	----	----	--	--	--	----	----

		2	3	4				8	9	10				14	15				19
--	--	---	---	---	--	--	--	---	---	----	--	--	--	----	----	--	--	--	----

	1		3		5		7		9	10	11	12		14	15	16			
--	---	--	---	--	---	--	---	--	---	----	----	----	--	----	----	----	--	--	--

6. Dopln chýbajúce čísla na číselnej osi.



7. Usporiadaj čísla od najmenšieho po najväčšie.

5	20	15	2	2	5	15	20
18	10	6	8				
1	11	17	2				
15	5	0	16				
19	4	8	1				

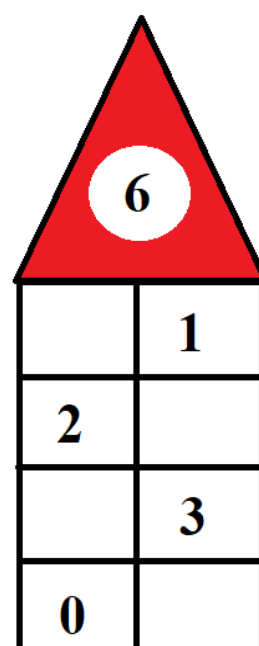
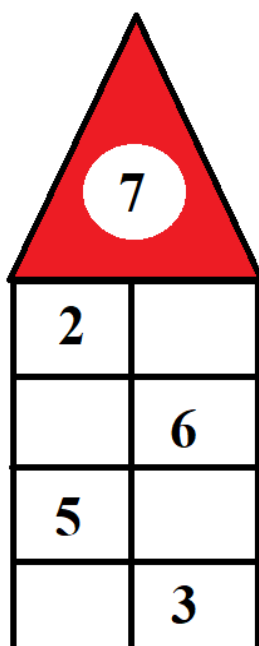
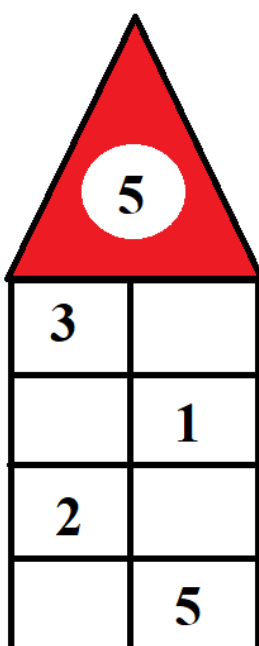
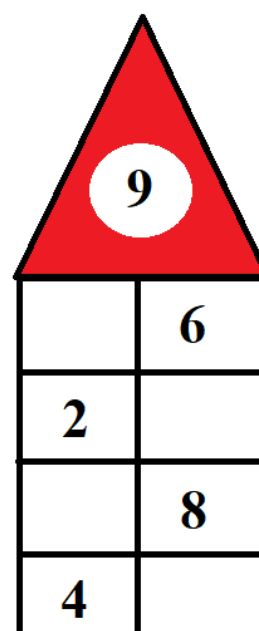
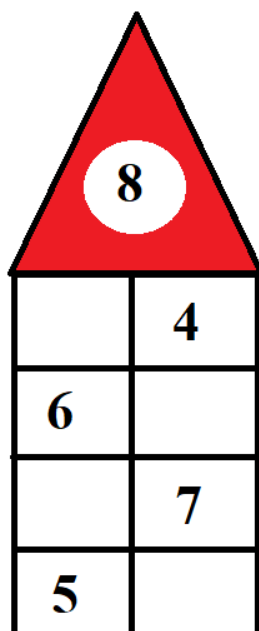
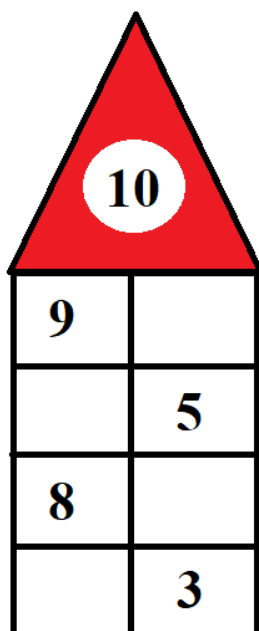
4	15	3	1	
0	19	4	8	
13	7	9	5	
18	4	8	2	
6	5	13	0	

8. Usporiadaj čísla od najväčšieho po najmenšie.

5	20	15	2	20	15	5	2
18	10	6	8				
1	11	17	2				
15	5	0	16				
19	4	8	1				

4	15	3	1	
0	19	4	8	
13	7	9	5	
18	4	8	2	
6	5	13	0	

9. Rozlož číslo.



10. Porovnaj. < = >

8		10
9		6
7		17
12		10
10		10
12		7
13		5
14		6
4		12
5		13
4		13
10		7
10		17
9		15
0		18
16		16

16		6
12		3
20		2
18		18
13		15
4		14
2		18
7		3
8		2
19		9
9		19
16		5
7		9
8		3
12		14
0		2

11. Vypočítaj. Priradi písmená k výsledkom.

2	+	3	=		S
8	-	6	=		B
5	+	4	=		K
1	-	0	=		M
6	+	4	=		V
10	-	7	=		C
3	+	3	=		R
9	-	5	=		E
2	+	6	=		O
0	-	0	=		I
4	+	3	=		A

5	1	6	4	9			
2	8	6	8	10	0	3	7

3	+	4	=		H
9	+	0	=		N
8	-	3	=		J
10	-	6	=		R
4	+	10	=		K
10	+	6	=		Š
16	-	10	=		A
14	-	4	=		O

5	6	9	14	10	
7	4	6	16	14	10



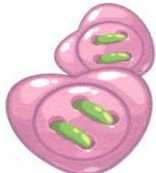
12. Doplň.

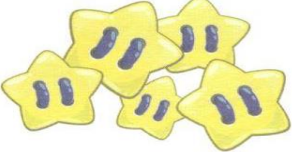

10	+	6	=	
+	X	+	X	-
	-	3	=	
=	X	=	X	=
19	-		=	


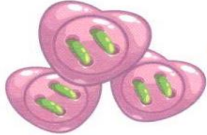

8	+	2	=	
+	X	-	X	+
	-	2	=	
=	X	=	X	=
18	+		=	

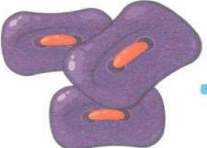
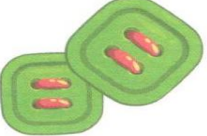

17	-	7	=	
-	X	+	X	+
10	-	3	=	
=	X	=	X	=
	+		=	




13. Vypočítaj. Dávaj pozor na znamienko + a -





 $+$

 $-$

 $=$


 $-$

 $=$


 $+$

 $+$

 $=$


 $-$

 $+$

 $=$


 $-$

 $-$

 $=$


 $+$

 $+$

 $=$

14. Nájdi 5 rozdielov a zakrúžkuj ich.

