

# Učíme sa doma – úlohy pre žiakov III.B v týždni od 01.06.2020 do 05.06.2020




Milí žiaci, zasielam vám úlohy na ďalší týždeň. Budem veľmi rada, ak mi dáte vedieť, ako ste to zvládli. Ak niečomu nebudete rozumieť, kontaktujte ma na emailovej adrese: [zssnp13.bibianahozzova@gmail.com](mailto:zssnp13.bibianahozzova@gmail.com)  
Triedna učiteľka: Mgr. Bibiána Hozzová

## ANGLICKÝ JAZYK

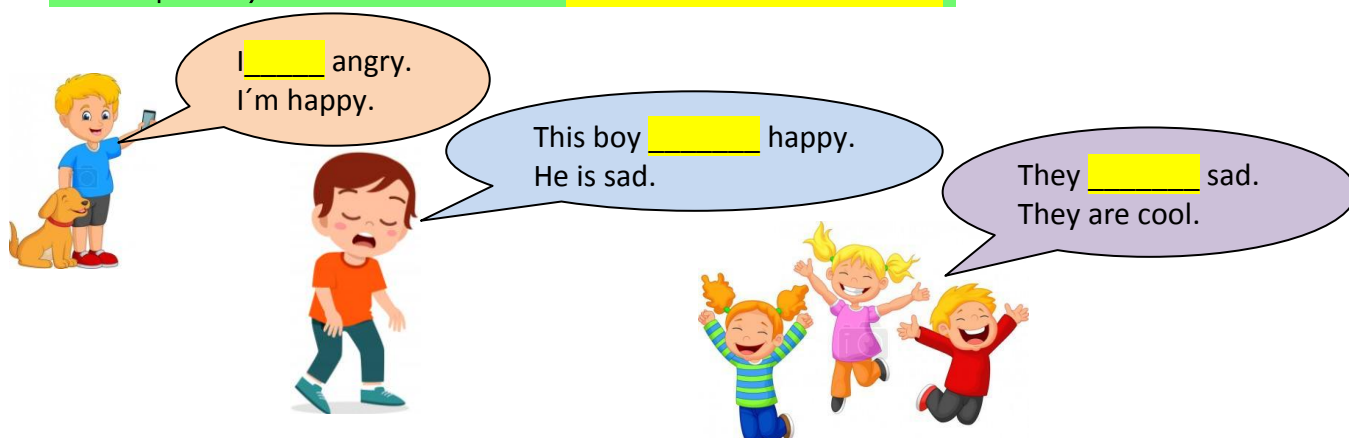
## OPAKOVANIE

1. Čítaj a precvičuj si to. / Read and practice it.



Učebnica ANJ pre 3.ročník ZŠ – Cool English School 3, 1. vydanie, 2015.

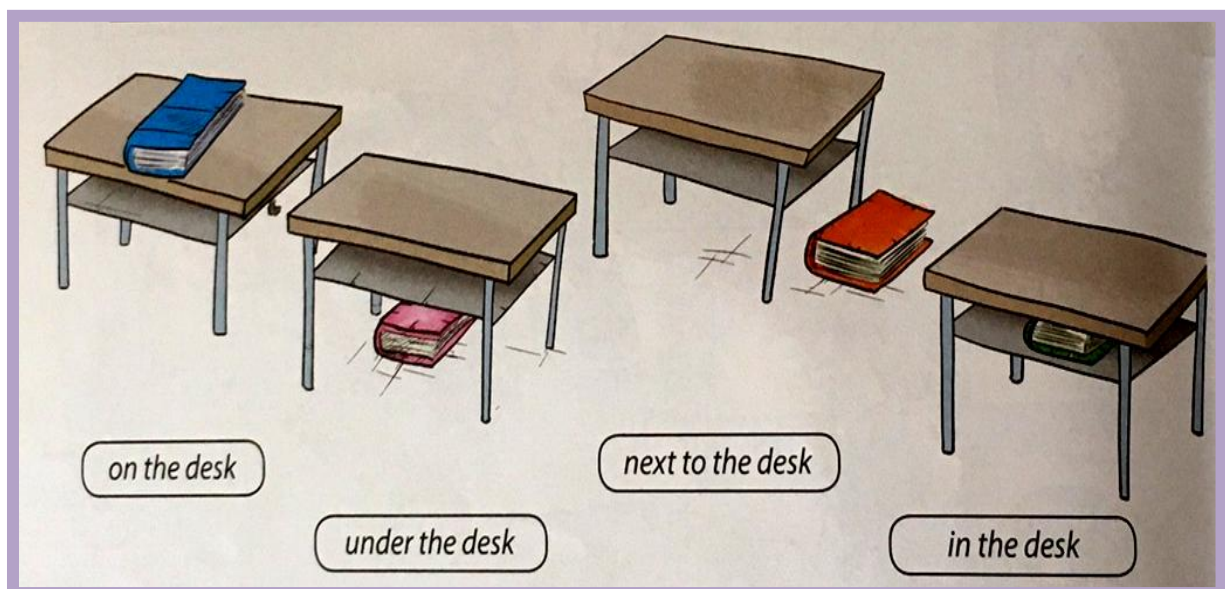
2. Doplň. / Fill in with – 'm not, isn't, aren't.



3. Zopakuj si to a zapamätaj. / Repeat it and remember.

	+	-	?	Answer / Odpoved'
Ja som	I am = I'm	I am not = I'm not	Am I...?	Yes, I am. No, I'm not.
Ty si	You are = You're	You are not = You aren't	You are...?	Yes, you are. No, you aren't.
On je	He is = He's	He is not = He isn't	Is he...?	Yes, he is. No, he isn't.
Ona je	She is = She's	She is not = She isn't	Is she...?	Yes, she is. No. She isn't.
Ono je	It is = It's	It is not = It isn't	Is it...?	Yes, it is. No, it isn't.
My sme	We are = We're	We are not = We aren't	Are we...?	Yes, we are. No, we aren't.
Vy ste	You are = You're	You are not = You aren't	Are you...?	Yes, you are. No, you aren't.
Oni sú	They are = They're	They are not = They aren't	Are they...?	Yes, they are. No, they aren't.

4. Zopakuj si slovnú zásobu. / Repeat your vocabulary.



Učebnica ANJ pre 3.ročník ZŠ – Cool English School 3, 1. vydanie, 2015.

<b>on</b>	ɒn	na
<b>under</b>	'ʌndə	pod
<b>next to</b>	'nekst tu:	vedľa
<b>in</b>	ɪn	v

5. Dopln. / Fill in with: in, on, under, next to.

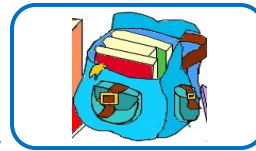
There is a bag \_\_\_\_\_ the desk.



There are two pencils \_\_\_\_\_ the desk.




There are three books \_\_\_\_\_ the bag.



There is a computer..... the desk.



6. Zopakuj si slovnú zásobu. / Repeat your vocabulary.



<b>pen</b>	'pen	pero
<b>pencil</b>	'pensl	ceruzka
<b>computer</b>	kəm'pjutə	počítač
<b>book</b>	'bʊk	kniha
<b>desk</b>	'desk	lavica
<b>chair</b>	'tʃeə	stolička
<b>board</b>	'bɔ:d	tabuľa
<b>bag</b>	'bæg	taška
<b>on</b>	ɒn	na
<b>under</b>	'ʌndə	pod
<b>next to</b>	'nekst tu:	vedľa
<b>in</b>	ɪn	v

7. Prirad slov k obrázkom. / Match the pictures with the words.



a green book

an orange book

a green board


a blue board

a brown desk

a black desk

a red pen

a blue pen



8. Doplň vety. / Complete the sentences.

This is a red .



This is a  .



This is an  .



This is a  .



This is a  .



**Well done!**

