

Učíme sa doma – úlohy pre žiakov III.A v týždni od 01.06.2020 do 05.06.2020




Milí žiaci, zasielam vám úlohy na ďalší týždeň. Budem veľmi rada, ak mi dáte vedieť, ako ste to zvládli. Ak niečomu nebudete rozumieť, kontaktujte ma na emailovej adrese: zssnp13.bibianahozzova@gmail.com
Vyučujúca ANJ v III.A: Mgr. Bibiána Hozzová

ANGLICKÝ JAZYK

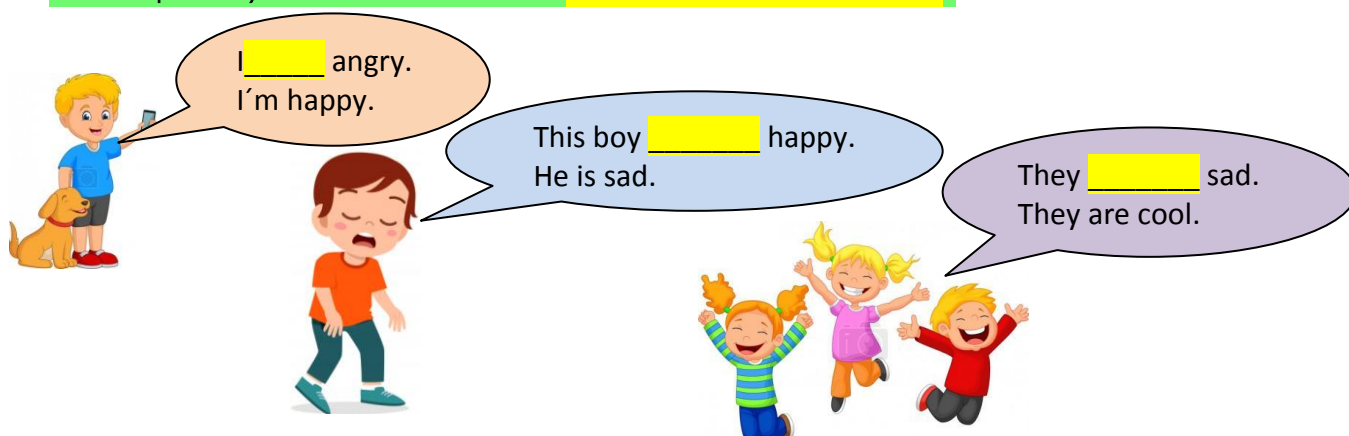
OPAKOVANIE

1. Čítaj a precvičuj si to. / Read and practice it.



Učebnica ANJ pre 3.ročník ZŠ – Cool English School 3, 1. vydanie, 2015.

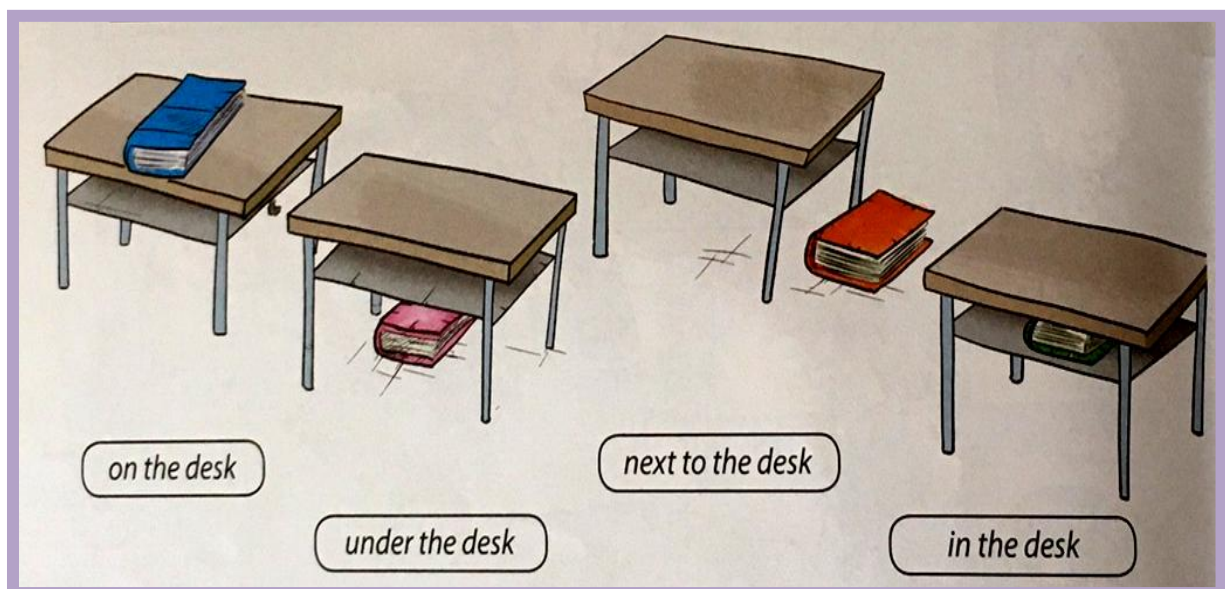
2. Doplň. / Fill in with – 'm not, isn't, aren't.



3. Zopakuj si to a zapamätaj. / Repeat it and remember.

	+	-	?	Answer / Odpoved'
Ja som	I am = I'm	I am not = I'm not	Am I...?	Yes, I am. No, I'm not.
Ty si	You are = You're	You are not = You aren't	You are...?	Yes, you are. No, you aren't.
On je	He is = He's	He is not = He isn't	Is he...?	Yes, he is. No, he isn't.
Ona je	She is = She's	She is not = She isn't	Is she...?	Yes, she is. No. She isn't.
Ono je	It is = It's	It is not = It isn't	Is it...?	Yes, it is. No, it isn't.
My sme	We are = We're	We are not = We aren't	Are we...?	Yes, we are. No, we aren't.
Vy ste	You are = You're	You are not = You aren't	Are you...?	Yes, you are. No, you aren't.
Oni sú	They are = They're	They are not = They aren't	Are they...?	Yes, they are. No, they aren't.

4. Zopakuj si slovnú zásobu. / Repeat your vocabulary.



Učebnica ANJ pre 3.ročník ZŠ – Cool English School 3, 1. vydanie, 2015.

on	ɒn	na
under	'ʌndə	pod
next to	'nekst tu:	vedľa
in	ɪn	v

5. Dopln. / Fill in with: in, on, under, next to.

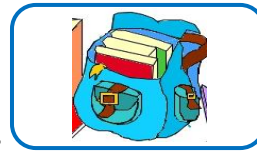
There is a bag _____ the desk.



There are two pencils _____ the desk.




There are three books _____ the bag.



There is a computer..... the desk.



6. Zopakuj si slovnú zásobu. / Repeat your vocabulary.



pen	'pen	pero
pencil	'pensl	ceruzka
computer	kəm'pjutə	počítač
book	'bʊk	kniha
desk	'desk	lavica
chair	'tʃeə	stolička
board	'bɔ:d	tabuľa
bag	'bæg	taška
on	ɒn	na
under	'ʌndə	pod
next to	'nekst tu:	vedľa
in	ɪn	v

7. Prirad slov k obrázkom. / Match the pictures with the words.



a green book

an orange book

a green board


a blue board

a brown desk

a black desk

a red pen

a blue pen



8. Doplň vety. / Complete the sentences.

This is a red .



This is a .



This is an .



This is a .



This is a .



Well done!

